

CHESNEYS

CONTEMPORARY COLLECTION



LUXURY WOOD BURNING STOVES



CONTENTS

CONTEMPORARY STOVES COLLECTION

03

SHOULD I BUY A WOOD
BURNING STOVE?

05

INTRODUCTION

06

THE CONTEMPORARY
COLLECTION

31

WHAT MAKES A CHESNEYS
STOVE SPECIAL

32


HOW TO GET THE BEST FROM
A WOOD BURNING STOVE

36

CHOOSE THE COLOUR OF
YOUR STOVE

38

SPECIFICATIONS



**AT CHESNEYS OUR GOAL
IS TO LEAD THE WAY
WITH CLEAN AND
EFFICIENT COMBUSTION
TECHNOLOGY**

SHOULD I BUY A WOOD BURNING STOVE?

YOU MAY BE WONDERING whether you should buy a wood burning stove. Whether it's a responsible choice to make.

You've probably seen mixed messages in the media, with some commentators depicting stoves as major air polluters. While wood burning does produce emissions, so do industries, transportation, and domestic sources such as fire pits, bonfires, and open fires. The key difference is that modern wood stoves are designed and rigorously tested to remove most harmful emissions.

At Chesneys our goal is to lead the way with clean and efficient combustion technology, so you can enjoy the warmth and well-being that a stove provides, with a clear conscience.

This is why we decided to forgo some sales and eliminate multi fuel stoves from our range in 2022 so that we were not encouraging the burning of fossil fuels.

Questions about the future for wood burning stoves have been asked and there is a clear answer in the government's Environmental Improvement Plan, published in early 2023, which states that it is "not considering a ban on domestic burning in England but that measures should be implemented to drive a shift towards newer appliances which meet tough emissions standards."

We support this objective and are proud to be at the forefront of the movement to make stoves as clean as possible, so you can feel good about buying one.





INTRODUCTION

GOOD DESIGN SHOULD SUCCESSFULLY COMBINE FUNCTIONALITY AND AESTHETICS

OUR VISION FOR A NEW Contemporary Collection was that it should be Best in Class for Design, Performance and Emissions. This was the challenge we gave to our Research and Development team, and they have delivered.

Kieran Hegarty, a former Rolls-Royce engineer with a PhD in Combustion Science from Cambridge University and Sebastian Granville, a Design Engineer who joined us from Bentley Motors began this project 18 months ago and following a relentless period of design, engineering, and testing, they have developed a new generation of stoves that are outstanding.

From a design perspective we wanted our new collection to be minimalist, embracing a ‘less is more’ ethos but ensuring that wherever detail appears, it is meticulously conceptualised and executed. What constitutes “Good Design” will always be subjective, but we believe it should successfully combine functionality and aesthetics, and where possible, innovate. We hope that when you see the stoves in this collection, you’ll agree that they meet this benchmark.

Our new stoves are driven by an entirely new combustion system, that is highly efficient and

clean, exceeding current testing requirements to an unprecedented degree. With this in mind, we adopted the new BS16510 standard for our independent testing. This is due to replace the current BS13240 standard in June 2025 as part of the ongoing drive for cleaner stoves and demands significantly lower levels of emissions. We have future proofed our new generation of stoves by ensuring that they meet these standards.

The performance of a wood burning stove is measured in extensive laboratory tests and the key indicators are how cleanly the stove burns and how efficiently it uses the fuel. The stoves in our Contemporary Collection have achieved efficiency levels of up to 86% and emitted just 0.7 grams of smoke per hour. To put this in context, current Ecodesign legislation requires 75% efficiency and the average level of smoke emissions DEFRA exempt appliances are permitted to produce is 6.7 grammes per hour.

The results speak for themselves.

Welcome to our new Contemporary Collection.

Chesneys Research and Development Team, Kieran Hegarty and Sebastian Granville, formerly of Rolls-Royce and Bentley respectively, have designed a range of stoves that combine outstanding engineering with luxury design.

THE SANCTUARY 5

A MINIMALIST DESIGN FEATURING A CURVACEOUS DOOR WITH LARGE WINDOW
AND FINELY TOOLED BRASS OR STEEL DOOR FURNITURE, THE SANCTUARY 5
DELIVERS UNIQUELY LOW EMISSIONS AND ULTRA HIGH LEVELS OF EFFICIENCY

The Sanctuary 5WS wood burning stove with brass door furniture and trim



**WE NAMED THE STOVES
IN THE CONTEMPORARY COLLECTION
AFTER MUCH THOUGHT**

**WE CHOSE SANCTUARY BECAUSE IT
REMINDED US THAT AS WELL AS
PROVIDING AN INVITING FOCAL POINT
FOR A GROUP OF PEOPLE, A STOVE IS
ALSO THERE FOR THOSE QUIET
REFLECTIVE MOMENTS WHEN YOU
WANT TO SHUT OUT THE REST OF THE
WORLD AND ENJOY SOME PEACE
AND TRANQUILLITY**

Sanctuary 5 WS stove shown with the Alderney Fire surround in Arabescato Corchia marble
from Chesneys Special Materials collection of marble and stone





**THE DESIGNS
WERE
CONCEIVED
WITH
METICULOUS
CARE AND
ATTENTION
TO DETAIL**

The Sanctuary is available in both a free-standing form and with a log store base. Both share the same curvaceous door, large window, and a choice of steel or brass door furniture.

The sleek minimalist beauty of the design is emphasised by the absence of a handle for opening the stove door. We have designed a hidden touch point which facilitates this action and allows the door to open and close with the sound and feel normally associated with a luxury car door.

A stove is there for those quiet moments when you want to shut out the world and enjoy some peace and tranquillity.

Sanctuary 5 WS/LS stove

**ANGLED REVEALS TO THE
STOVE DOOR FRAME A
LARGE VIEWING WINDOW.
THE MINIMALIST APPEARANCE
OF THE STOVE IS ENHANCED
BY A DECORATIVE BAND IN
EITHER BRASS OR STEEL
AND A FINELY KNURLED AIR
CONTROL LEVER**

A HIDDEN TOUCH POINT HAS
BEEN DESIGNED TO OPEN THE
STOVE DOOR EMPHASISING
ITS SIMPLE UNCLUTTERED
LINES THROUGH THE ABSENCE
OF A HANDLE



CHESNEYS

THE SOLSTICE 5

AN ELEGANT CYLINDRICAL WOOD STOVE WITH AN UNUSUALLY
LARGE GLASS WINDOW, THE SOLSTICE 5 DELIVERS LOW LEVELS OF
EMISSIONS AND HIGH LEVELS OF EFFICIENCY

The Solstice 5 WS/LS stove with log store



BEST IN CLASS FOR DESIGN, PERFORMANCE AND EMISSIONS

Why Solstice? Because if you catch sight of our Solstice stove on the longest day of the Summer, we want you to take pleasure from its graceful appearance, and then, six months later, at the Winter Solstice, we hope that you will find it just as beautiful as you warm yourself in front of its mesmerising flames.

Solstice 5 WS/PED Pedestal stove



THE SOLSTICE



**THE SOLSTICE
IS AVAILABLE
ON A PEDESTAL
BASE, A LOG
STORE OR LOW
LEVEL PLINTH**

The Solstice 5 is also available on a low base. It is shown here with The Victorian Corbel surround in Volakas marble from Chesneys Historical Collection, showing that a Contemporary design of stove can be successfully juxtaposed with a period surround.

Solstice 5 WS low level pedestal stove



**THE SOLSTICE IS AN
ELEGANT CYLINDRICAL
WOOD STOVE**

IT HAS AN UNUSUALLY
LARGE GLASS WINDOW
PROVIDING A GENEROUS
VIEW OF THE FIRE AREA
AND IS AVAILABLE RAISED
ON A PEDESTAL OR A LOG
STORE OR SIMPLY ON A
LOW BASE. ITS SIMPLE
ARCHITECTURAL
APPEARANCE IS RELIEVED
BY POLISHED STEEL
BANDING AND A FINELY
KNURLED STEEL HANDLE

THE SERENDIPITY 5

THE SERENDIPITY 5 IS AN UNASHAMEDLY MINIMALIST DESIGN RELYING ON
SIMPLICITY AND PERFECT PROPORTIONS TO ACHIEVE ITS EFFECT AND
DELIVERING UNIQUELY LOW EMISSIONS AND HIGH LEVELS OF EFFICIENCY

The Serendipity 5 WS stove





**MAKING DESIRABLE DISCOVERIES
IN UNEXPECTED PLACES IS JUST ONE
DEFINITION OF SERENDIPITY**

**WE LIKED SERENDIPITY AS A
NAME BECAUSE WHILST WE'RE WELL
KNOWN FOR OUR RANGE OF
TRADITIONAL STOVE DESIGNS,
WE WOULDN'T BE THE FIRST PORT
OF CALL FOR A CUTTING-EDGE
CONTEMPORARY WOOD STOVE –
UNTIL NOW**

Serendipity 5 WS stove is shown with the Gaumont Fire surround in Travertine
from Chesneys Special Materials Collection of marble and stone


**THE SERENDIPITY
STOVE EMBODIES
THE 'LESS IS MORE'
DESIGN ETHOS
THAT INSPIRED
CHESNEYS
CONTEMPORARY
COLLECTION**

The Serendipity 5 shares the same concealed door mechanism as The Sanctuary stove but has a concentrically fashioned air control lever at the base of the door.

It is available on a low base or raised on a log store.

Serendipity 5 WS/LS stove



A close-up photograph of a dark grey or black metal fireplace. The top section shows a fire burning brightly in the hearth, with logs and glowing embers. Below the fire, the front panel of the fireplace is visible, featuring the brand name "CHESNEYS" embossed in a clean, sans-serif font. Below the panel, there is a horizontal slot, and further down, a cylindrical brass knob is mounted on the metal surface. The bottom of the image shows a stack of logs, with one log prominently in the foreground.

CHESNEYS

AS WITH ALL THE STOVES IN THE CONTEMPORARY
COLLECTION **THE SERENDIPITY IS HIGHLY EFFICIENT
AND CLEAN EXCEEDING CURRENT TESTING
REGULATIONS TO AN UNPRECEDENTED DEGREE**



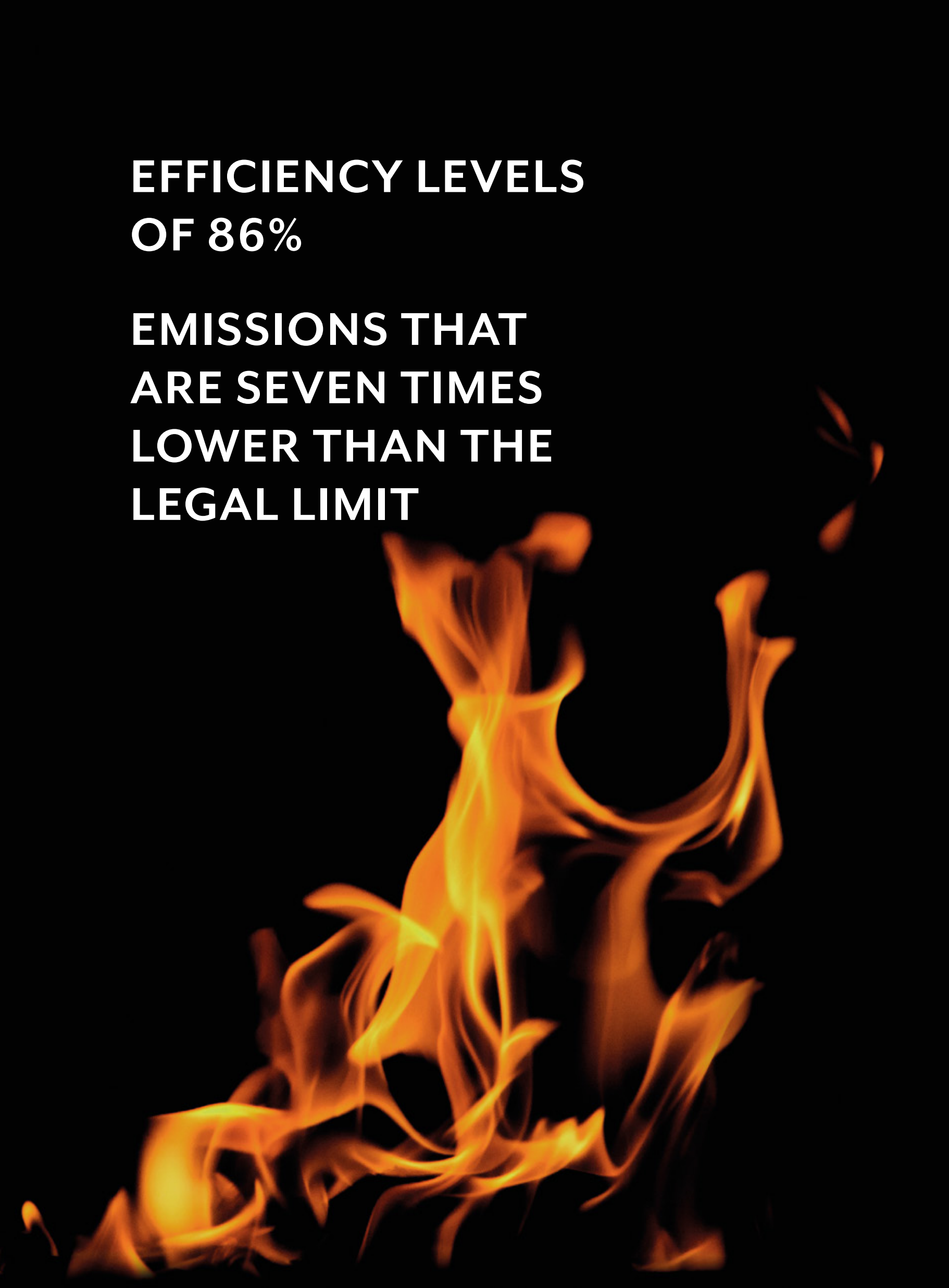
THE TECH STUFF

WE HOPE THAT WE'VE SHOWN YOU HOW BEAUTIFUL OUR NEW STOVES
ARE, BUT WE ALSO WANT TO SHARE A LOT OF OTHER PRACTICAL
INFORMATION WITH YOU

In the following pages we provide practical advice on how best to use your Chesneys stove, we explain what makes our stoves different, and finally, give you the independent test data that leads us to say that ours are amongst the cleanest and most efficient stoves that you can buy.

**EFFICIENCY LEVELS
OF 86%**

**EMISSIONS THAT
ARE SEVEN TIMES
LOWER THAN THE
LEGAL LIMIT**



WHAT MAKES A CHESNEYS STOVE SPECIAL

HERE ARE SOME OF THE FEATURES THAT SET OUR STOVES APART FROM THE REST



EASE OF USE

We want our stoves to be easy to use and to maintain. They all light easily and quickly and are designed with a single air control lever which is highly responsive in delivering the air required for a roaring fire or a slow lazy burn. They have a very effective airwash system which ensures that the glass remains clean even when the stove is running slowly with a single log burning.

We have made the fuel bed as deep as possible so that the ash needs to be emptied less frequently than it does with many other stoves and there is minimal ash spillage onto the hearth. We have also designed the fire chamber in a way that means it is simple to replace consumable components such as fire bricks and baffles.

LOW EMISSIONS

You can't buy a cleaner, more eco-friendly stove than one of ours. Our stoves are 'exempt appliances', which means they are DEFRA exempt for installation in smoke control areas, such as towns and cities. They also meet the efficiency standards

prescribed by Eco-design 2022 legislation and the independently administered ClearSkies scheme. However, the performance of the stoves in our Contemporary Collection exceeds the requirements of all these schemes to an unprecedented degree, recording smoke emissions of only 0.7 grammes per hour, bettering the average level of smoke emissions of 6.7 grammes for DEFRA approved appliances by a huge margin.

CONVECTIVE STOVES PROVIDING OUTSTANDING PERFORMANCE

In tests our Sanctuary and Serendipity stoves achieved superlative efficiency ratings of 86.4% and even our cylindrically shaped Solstice stove with its huge glass window registered 75.2%. All three stoves provide both radiant and convective heat. The heat is drawn through an intelligent ducted system via a second skin that wraps around the stove chamber extracting maximum heat and emitting it from the front of the stove for optimal effect.

We also include a secondary heat shield as a standard feature of our Sanctuary and Serendipity stoves. This improves distance to combustibles at the rear of the stove and enhances the convected heat that the stove delivers into the room, ensuring warmth throughout and no cold spots. We construct our stoves using steel and cast iron as this combination produces the best performance restricting the ingress of air which can occur over time with a cast iron stove as the separate panels move, impacting its efficiency.

EASE OF INSTALLATION

The safe distance to combustibles can often be a challenge in the installation of a stove where there is limited space available. Our stoves lose relatively little heat to the sides and the rear which

means that they can be safely installed when many other stoves cannot. We also equip our stoves with a flue draught test point. This enables the installer to easily check whether the flue is drawing effectively, and the stove will perform efficiently.

With exception of the Solstice all the stoves in the Contemporary Collection come with a dedicated external air kit as standard, which can be connected to the outside of the property if additional ventilation is required. This means that all the air that is required by the stove for both combustion and refuelling can be drawn from the outside. Where a stove is to be installed in a homebuilt after 2008 additional ventilation is required due to the air tightness of the property and this is provided for by the direct air kit found in every Chesneys stove.

UNIQUE DOOR MECHANISM

Our new collection introduces a genuinely innovative feature. We focused on the door handle mechanism as this is the moving part of any stove that is most susceptible to wear and tear. We replaced the traditional handle with a hidden touch point for opening and closing the door, simplifying the mechanics, enhancing longevity, and giving the design a sleek minimalist look.

RELIABILITY

Our stoves are built to last. Constructed with the very best cast iron components, heavy gauge steel and the toughest ceramic glass, a Chesneys stove will provide a safe and dependable source of heat for many years. All come with a ten year guarantee on the body and twelve month guarantee on non-consumable parts, providing the purchaser registers the necessary warranty online.

HOW TO GET THE BEST FROM A WOOD BURNING STOVE



Using and maintaining a stove in the correct way will contribute to its efficiency and longevity and maximise the beneficial effect that its use will have on the environment.

FUEL

It is essential that you burn seasoned dry firewood with a moisture content of less than 20%. Burning wet wood will adversely affect the performance of your stove, creating tar deposits in the chimney and causing the glass in the stove door to blacken. Use of a moisture meter will allow you to check that the moisture content of any wood that you are intending to purchase is satisfactory.

If you are supplying your own firewood, it should be stored for at least a year after cutting and splitting to enable it to dry out. Storage should be in a dry well aired location. Hardwood will generally burn for longer than softwood and the latter will make better kindling as it lights easily. Sources of wood such as decking, fencing, demolition materials, painted or treated wood, driftwood or rubbish should under no circumstances

be used as fuel for your stove. See The National Energy Foundation website (www.nef.org.uk/logpile) for a database of wood fuel suppliers.

We would strongly recommend that for environmental reasons wood is used as the fuel for your stove.

CHIMNEY DRAUGHT

A good chimney draught is essential if you are to obtain the optimum performance from your stove. There are many variable factors that affect the performance of a chimney and your local Chesneys stockist will be able to advise you on the suitability of your chimney for use with a stove. If you do not have a chimney it is possible to have a prefabricated chimney system installed. It is important that you have your chimney cleaned once a year by a NACS (National Association of Chimney Sweeps) registered sweep.

We strongly recommend that your stove is installed with a flue liner as this will ensure maximum efficiency and that there is no carbon monoxide leakage from your chimney.

MAINTENANCE

The door seals of the stove should be regularly checked to ensure that there is an airtight seal. If the sealing rope is not intact it will result in draughts entering the stove which affect its combustion efficiency. The fireproof bricks that line the stove should also be checked for signs that they may be starting to crumble. It is acceptable for cracking to be seen but not disintegration of the bricks as this will reduce the insulation in the firebox leading to low temperatures and inefficient combustion.

PROVISION OF VENTILATION

All stoves require air for combustion. To comply with Building Regulations (Document J 2010) any stove with a maximum heat output of over five kilowatts will require its own dedicated supply of air by means of an air vent. The 5WS, 8WS and 12 series wood burning stoves come fitted with an air kit which draws all the air for combustion and refuelling from outside, for a room-sealed appliance.

INSTALLATION

Your stove and flue must be installed by a member of a government approved Competent Person Scheme that is authorised to install solid fuel and wood burning appliances, such as HETAS. HETAS is the governing body for the installation of wood burning and solid fuel appliances and its approved installers have all completed the training course necessary to obtain accreditation.










CHOOSE THE COLOUR OF YOUR STOVE

When we launched our original Heritage Collection of stoves in association with The National Trust it was very difficult to find a coloured stove. We first introduced Parchment as an alternative to black and soon added four other colour ways as it became clear that many of our customers wanted a stove that matched their room design. Today our coloured stoves are as popular as ever and we are pleased to offer our new Contemporary Collection in five attractive colours.



Serendipity 5 WS stove in Atlantic Blue. Shown with The Walton Fire Surround in Volakas marble from Chesneys Contemporary Collection of Fire Surrounds.

COLOURS







Please note that not all models are available in all colours from stock, and some are to order with a slightly longer lead time for supply.



Sanctuary 5 WS stove in Sage Green with brass door furniture. Shown with The Wren Bolection Fire Surround in Limestone from Chesneys Contemporary Collection of Fire Surrounds.

SPECIFICATIONS

MODEL	HEAT RANGE FROM	NOMINAL HEAT OUTPUT	NET EFFICIENCY	CLEARANCE TO COMBUSTIBLES
Sanctuary 5 WS/LS 	3.5kW – 7kW	4.9kW	86.4%	Rear 200mm (100mm if using an insulated flue) Sides 400mm
Sanctuary 5 WS 	3.5kW – 7kW	4.9kW	86.4%	Rear 200mm (100mm if using an insulated flue) Sides 400mm
Serendipity 5 WS/LS 	3.5kW – 7kW	4.9kW	86.4%	Rear 200mm (100mm if using an insulated flue) Sides 400mm
Serendipity 5 WS 	3.5kW – 7kW	4.9kW	86.4%	Rear 200mm (100mm if using an insulated flue) Sides 400mm

Height 807mm
Width 497mm
Depth 423mm



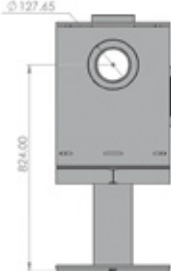




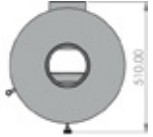




Height 660mm
Width 480mm
Depth 390mm

Height 810mm
Width 492mm
Depth 385mm

Height 655mm
Width 492mm
Depth 385mm

FLUE OUTLET Sanctuary and Serendipity models Flue outlet 127.65mm

Minimum recommended flue height 3m with flue draught of 12 pascals inside the flue or 9 pascals at the test point at the top of the flue.

MODEL	HEAT RANGE FROM	NOMINAL HEAT OUTPUT	NET EFFICIENCY	CLEARANCE TO COMBUSTIBLES
Solstice 5 WS-PED 	3.5kW – 7kW	4.8kW	75.2%	TBC
Height 992mm Width 471mm Depth 510mm				
Solstice 5 WS-LOW 	3.5kW – 7kW	4.8kW	75.2%	TBC
Height 724mm Width 471mm Depth 510mm				
Solstice 5 WS/LS 	3.5kW – 7kW	4.8kW	75.2%	TBC
Height 992mm Width 471mm Depth 510mm				

FLUE OUTLET Solstice models Top Flue outlet 150mm : Rear Flue outlet 125mm

Minimum recommended flue height 3m with flue draught of 12 pascals inside the flue or 9 pascals at the test point at the top of the flue.

**A STOVE FROM THE
CHESNEYS CONTEMPORARY
COLLECTION WILL PROVIDE
A CLEAN, EFFICIENT AND
DEPENDABLE SOURCE OF
HEAT FOR YOUR HOME FOR
MANY YEARS**

CHESNEYS

LOCATIONS

Our beautifully appointed locations display a range of our fireplaces

CHELSEA DESIGN STUDIO

570 Kings Road,
London SW6 2DY

Telephone 020 7627 1410

Email sales@chesneys.co.uk

BATTERSEA

194-196 Battersea Park Road,
London SW11 4ND

Telephone 020 7627 1410

Email sales@chesneys.co.uk

HAMPSTEAD

465-467 Finchley Road,
London NW3 6HS

Telephone 020 7627 1410

Email sales@chesneys.co.uk

ST ALBANS

70 London Road,
St Albans AL1 1NG

Telephone 020 7627 1410

Email sales@chesneys.co.uk

All showrooms are open

Monday to Friday 9:00am – 5:30pm

Saturday 10:00am – 5:00pm

St Albans closed on Fridays

Closed Bank Holidays.

For details of UK nationwide stockists:

Telephone 0844 880 5375

Fax 0844 376 0046

Email dealerenquiries@chesneys.co.uk

www.chesneys.co.uk

Chesneys pursues a policy of continuing improvement in design and performance of its products. The right is therefore reserved to vary specifications without notice. For illustration purposes some chimneypieces and baskets may be shown in optional materials or finishes other than standard production specifications.

Bespoke prices are available on application.

CHESNEYS